

| | |
|---|--------------------|
| In-Hex Sockets | Page No. 41 |
| In-Hex Sockets 1/4", 3/8", 1/2", 3/4" and 1"Drive | |
| In-Hex Universal Impact Sockets 1/4", 3/8", 1/2", 3/4"Drive | |
| Torx Sockets | Page No. 41 |
| Torx Sockets 1/4", 3/8", 1/2", 3/4"Drive..... | |
| Tamper Torx Sockets | Page No. 41 |
| Tamper Torx Sockets 1/4", 3/8", 1/2", 3/4"Drive..... | |
| Triple Square (Multi Spline) Sockets (Male Type) | Page No. 41 |
| Triple Square (Multi Spline) Sockets 1/2"Drive | |
| Ribe Sockets | Page No. 41 |
| Ribe Sockets 1/2"Drive | |
| E-Series Sockets | Page No. 41 |
| Female Torx-r E-Series Sockets 1/4", 3/8", 1/2", 3/4"Drive | |

Miniature size 1/4" & 3/8" Drive In-Hex CR-V sockets with S2 steel bits permanently inserted.



92101 7Pc. SAE In-Hex 1/4" Drive Sockets

Contains: 1/8", 5/32", 3/16", 7/32", 1/4", 9/32", 5/16"
1/4" Drive In-Hex Sockets 35mm long.
Supplied on socket rail.



92102 6Pc. Metric In-Hex 1/4" Drive Sockets

Contains: 3mm, 4mm, 5mm, 6mm, 7mm, 8mm.
1/4" Drive In-Hex Sockets 35mm long.
Supplied on socket rail.




93101 7Pc. SAE In-Hex 3/8" Drive Sockets

Contains: 1/8", 5/32", 3/16", 7/32", 1/4", 5/16", 3/8"
3/8" Drive In-Hex Sockets 50mm long.
Supplied on socket rail.



93102 6Pc. Metric In-Hex 3/8" Drive Sockets

Contains: 4mm, 5mm, 6mm, 7mm, 8mm, 10mm
3/8" Drive In-Hex Sockets 35mm long.
Supplied on socket rail.



93106 7Pc. Metric In-Hex 3/8" Drive Sockets

Contains: 3mm, 4mm, 5mm, 6mm, 7mm, 8mm, 10mm.
3/8" Drive In-Hex Sockets 150mm long.
Supplied in blow mold case.

1/4" Drive In-Hex Sockets

SAE In-Hex Sockets 1/4" Drive x 35mm Length

Individual Sizes:

Available Separately

| Part No. | Size | Drive | Description | Length |
|----------|-------|------------|---------------|---------------|
| 12902 | 5/64" | 1/4" Drive | In-Hex Socket | 1.3/8" (35mm) |
| 12903 | 3/32" | 1/4" Drive | In-Hex Socket | 1.3/8" (35mm) |
| 12904 | 1/8" | 1/4" Drive | In-Hex Socket | 1.3/8" (35mm) |
| 12914 | 9/64" | 1/4" Drive | In-Hex Socket | 1.3/8" (35mm) |
| 12905 | 5/32" | 1/4" Drive | In-Hex Socket | 1.3/8" (35mm) |
| 12906 | 3/16" | 1/4" Drive | In-Hex Socket | 1.3/8" (35mm) |
| 12907 | 7/32" | 1/4" Drive | In-Hex Socket | 1.3/8" (35mm) |
| 12908 | 1/4" | 1/4" Drive | In-Hex Socket | 1.3/8" (35mm) |
| 12909 | 9/32" | 1/4" Drive | In-Hex Socket | 1.3/8" (35mm) |
| 12910 | 5/16" | 1/4" Drive | In-Hex Socket | 1.3/8" (35mm) |
| 12912 | 3/8" | 1/4" Drive | In-Hex Socket | 1.3/8" (35mm) |

Metric In-Hex Sockets 1/4" Drive x 35mm Length

Individual Sizes:

Available Separately

| Part No. | Size | Drive | Description | Length |
|----------|-------|------------|---------------|---------------|
| 52901 | 2mm | 1/4" Drive | In-Hex Socket | 1.3/8" (35mm) |
| 52902 | 2.5mm | 1/4" Drive | In-Hex Socket | 1.3/8" (35mm) |
| 52903 | 3mm | 1/4" Drive | In-Hex Socket | 1.3/8" (35mm) |
| 52904 | 4mm | 1/4" Drive | In-Hex Socket | 1.3/8" (35mm) |
| 52905 | 5mm | 1/4" Drive | In-Hex Socket | 1.3/8" (35mm) |
| 52955 | 5.5mm | 1/4" Drive | In-Hex Socket | 1.3/8" (35mm) |
| 52906 | 6mm | 1/4" Drive | In-Hex Socket | 1.3/8" (35mm) |
| 52907 | 7mm | 1/4" Drive | In-Hex Socket | 1.3/8" (35mm) |
| 52908 | 8mm | 1/4" Drive | In-Hex Socket | 1.3/8" (35mm) |

3/8" Drive In-Hex Sockets

SAE In-Hex Sockets 3/8" Drive x 50mm Length

Individual Sizes:

Available Separately

| Part No. | Size | Drive | Description | Length |
|----------|-------|------------|---------------|-----------|
| 13904 | 1/8" | 3/8" Drive | In-Hex Socket | 2" (50mm) |
| 13905 | 5/32" | 3/8" Drive | In-Hex Socket | 2" (50mm) |
| 13906 | 3/16" | 3/8" Drive | In-Hex Socket | 2" (50mm) |
| 13907 | 7/32" | 3/8" Drive | In-Hex Socket | 2" (50mm) |
| 13908 | 1/4" | 3/8" Drive | In-Hex Socket | 2" (50mm) |
| 13910 | 5/16" | 3/8" Drive | In-Hex Socket | 2" (50mm) |
| 13912 | 3/8" | 3/8" Drive | In-Hex Socket | 2" (50mm) |

Metric In-Hex Sockets 3/8" Drive x 50mm Length

Individual Sizes:

Available Separately

| Part No. | Size | Drive | Description | Length |
|----------|------|------------|---------------|-----------|
| 53803 | 3mm | 3/8" Drive | In-Hex Socket | 2" (50mm) |
| 53804 | 4mm | 3/8" Drive | In-Hex Socket | 2" (50mm) |
| 53805 | 5mm | 3/8" Drive | In-Hex Socket | 2" (50mm) |
| 53806 | 6mm | 3/8" Drive | In-Hex Socket | 2" (50mm) |
| 53807 | 7mm | 3/8" Drive | In-Hex Socket | 2" (50mm) |
| 53808 | 8mm | 3/8" Drive | In-Hex Socket | 2" (50mm) |
| 53810 | 10mm | 3/8" Drive | In-Hex Socket | 2" (50mm) |

Metric Extra Long In-Hex Sockets 3/8" Drive x 150mm Length

Individual Sizes:

Available Separately

| Part No. | Size | Drive | Description | Length |
|----------|------|------------|---------------|------------|
| 53820 | 3mm | 3/8" Drive | In-Hex Socket | 6" (150mm) |
| 53821 | 4mm | 3/8" Drive | In-Hex Socket | 6" (150mm) |
| 53822 | 5mm | 3/8" Drive | In-Hex Socket | 6" (150mm) |
| 53823 | 6mm | 3/8" Drive | In-Hex Socket | 6" (150mm) |
| 53824 | 7mm | 3/8" Drive | In-Hex Socket | 6" (150mm) |
| 53825 | 8mm | 3/8" Drive | In-Hex Socket | 6" (150mm) |
| 53826 | 10mm | 3/8" Drive | In-Hex Socket | 6" (150mm) |

1/2" DRIVE IN-HEX SOCKETS



1/2" Drive In-Hex Sockets (SAE Sizes)

1/2" Drive sockets are made from chrome alloy steel with S2 steel bits permanently inserted into the body.

SAE In-Hex Sockets Standard Length

Individual Sizes: Available Separately

| Part No. | Size | Drive | Description | Length |
|----------|-------|-----------|---------------|--------|
| 14904 | 1/8" | 1/2"Drive | In-Hex Socket | 55mm |
| 14905 | 5/32" | 1/2"Drive | In-Hex Socket | 55mm |
| 14906 | 3/16" | 1/2"Drive | In-Hex Socket | 55mm |
| 14907 | 7/32" | 1/2"Drive | In-Hex Socket | 55mm |
| 14908 | 1/4" | 1/2"Drive | In-Hex Socket | 55mm |
| 14909 | 9/32" | 1/2"Drive | In-Hex Socket | 55mm |
| 14910 | 5/16" | 1/2"Drive | In-Hex Socket | 70mm |
| 14912 | 3/8" | 1/2"Drive | In-Hex Socket | 70mm |
| 14914 | 7/16" | 1/2"Drive | In-Hex Socket | 70mm |
| 14916 | 1/2" | 1/2"Drive | In-Hex Socket | 70mm |
| 14918 | 9/16" | 1/2"Drive | In-Hex Socket | 70mm |
| 14920 | 5/8" | 1/2"Drive | In-Hex Socket | 70mm |

SAE In-Hex Sockets Long Length

Individual Sizes: Available Separately

| Part No. | Size | Drive | Description | Length |
|----------|-------|-----------|---------------|--------|
| 14904L | 1/8" | 1/2"Drive | In-Hex Socket | 100mm |
| 14905L | 5/32" | 1/2"Drive | In-Hex Socket | 100mm |
| 14906L | 3/16" | 1/2"Drive | In-Hex Socket | 100mm |
| 14907L | 7/32" | 1/2"Drive | In-Hex Socket | 100mm |
| 14908L | 1/4" | 1/2"Drive | In-Hex Socket | 100mm |
| 14909L | 9/32" | 1/2"Drive | In-Hex Socket | 100mm |
| 14910L | 5/16" | 1/2"Drive | In-Hex Socket | 100mm |
| 14912L | 3/8" | 1/2"Drive | In-Hex Socket | 100mm |
| 14914L | 7/16" | 1/2"Drive | In-Hex Socket | 100mm |
| 14916L | 1/2" | 1/2"Drive | In-Hex Socket | 100mm |
| 14918L | 9/16" | 1/2"Drive | In-Hex Socket | 100mm |
| 14920L | 5/8" | 1/2"Drive | In-Hex Socket | 100mm |

SAE In-Hex Sockets Extra Long Length

Individual Sizes: Available Separately

| Part No. | Size | Drive | Description | Length |
|----------|-------|-----------|---------------|--------|
| 14908L | 1/4" | 1/2"Drive | In-Hex Socket | 140mm |
| 14910L | 5/16" | 1/2"Drive | In-Hex Socket | 140mm |
| 14912L | 3/8" | 1/2"Drive | In-Hex Socket | 140mm |
| 14914L | 7/16" | 1/2"Drive | In-Hex Socket | 140mm |
| 14916L | 1/2" | 1/2"Drive | In-Hex Socket | 140mm |
| 14918L | 9/16" | 1/2"Drive | In-Hex Socket | 140mm |
| 14920L | 5/8" | 1/2"Drive | In-Hex Socket | 140mm |

SAE In-Hex Sockets Extra-Extra Long Length

Individual Sizes: Available Separately

| Part No. | Size | Drive | Description | Length |
|----------|-------|-----------|---------------|--------|
| 14908XXL | 1/4" | 1/2"Drive | In-Hex Socket | 200mm |
| 14910XXL | 5/16" | 1/2"Drive | In-Hex Socket | 200mm |
| 14912XXL | 3/8" | 1/2"Drive | In-Hex Socket | 200mm |
| 14914XXL | 7/16" | 1/2"Drive | In-Hex Socket | 200mm |
| 14916XXL | 1/2" | 1/2"Drive | In-Hex Socket | 200mm |
| 14918XXL | 9/16" | 1/2"Drive | In-Hex Socket | 200mm |
| 14920XXL | 5/8" | 1/2"Drive | In-Hex Socket | 200mm |



1/2" Drive In-Hex Sockets (Metric Sizes)

1/2" Drive sockets are made from chrome alloy steel with S2 steel bits permanently inserted into the body.

Metric In-Hex Sockets Standard Length

Individual Sizes: Available Separately

| Part No. | Size | Drive | Description | Length |
|----------|------|-----------|---------------|--------|
| 54804 | 4mm | 1/2"Drive | In-Hex Socket | 55mm |
| 54805 | 5mm | 1/2"Drive | In-Hex Socket | 55mm |
| 54806 | 6mm | 1/2"Drive | In-Hex Socket | 55mm |
| 54807 | 7mm | 1/2"Drive | In-Hex Socket | 55mm |
| 54808 | 8mm | 1/2"Drive | In-Hex Socket | 55mm |
| 54810 | 10mm | 1/2"Drive | In-Hex Socket | 55mm |
| 54812 | 12mm | 1/2"Drive | In-Hex Socket | 55mm |
| 54814 | 14mm | 1/2"Drive | In-Hex Socket | 70mm |
| 54816 | 16mm | 1/2"Drive | In-Hex Socket | 70mm |
| 54817 | 17mm | 1/2"Drive | In-Hex Socket | 70mm |
| 54818 | 18mm | 1/2"Drive | In-Hex Socket | 70mm |
| 54819 | 19mm | 1/2"Drive | In-Hex Socket | 70mm |
| 54822 | 22mm | 1/2"Drive | In-Hex Socket | 70mm |

Metric In-Hex Sockets Long Length

Individual Sizes: Available Separately

| Part No. | Size | Drive | Description | Length |
|----------|------|-----------|---------------|--------|
| 54804L | 4mm | 1/2"Drive | In-Hex Socket | 100mm |
| 54805L | 5mm | 1/2"Drive | In-Hex Socket | 100mm |
| 54806L | 6mm | 1/2"Drive | In-Hex Socket | 100mm |
| 54807L | 7mm | 1/2"Drive | In-Hex Socket | 100mm |
| 54808L | 8mm | 1/2"Drive | In-Hex Socket | 100mm |
| 54809L | 9mm | 1/2"Drive | In-Hex Socket | 100mm |
| 54810L | 10mm | 1/2"Drive | In-Hex Socket | 100mm |
| 54811L | 11mm | 1/2"Drive | In-Hex Socket | 100mm |
| 54812L | 12mm | 1/2"Drive | In-Hex Socket | 100mm |
| 54813L | 13mm | 1/2"Drive | In-Hex Socket | 100mm |
| 54814L | 14mm | 1/2"Drive | In-Hex Socket | 100mm |

Metric In-Hex Sockets Extra Long Length

Individual Sizes: Available Separately

| Part No. | Size | Drive | Description | Length |
|----------|------|-----------|---------------|--------|
| 54805XL | 5mm | 1/2"Drive | In-Hex Socket | 140mm |
| 54806XL | 6mm | 1/2"Drive | In-Hex Socket | 140mm |
| 54807XL | 7mm | 1/2"Drive | In-Hex Socket | 140mm |
| 54808XL | 8mm | 1/2"Drive | In-Hex Socket | 140mm |
| 54810XL | 10mm | 1/2"Drive | In-Hex Socket | 140mm |
| 54812XL | 12mm | 1/2"Drive | In-Hex Socket | 140mm |
| 54814XL | 14mm | 1/2"Drive | In-Hex Socket | 140mm |

Metric In-Hex Sockets Extra-Extra Long Length

Individual Sizes: Available Separately

| Part No. | Size | Drive | Description | Length |
|----------|------|-----------|---------------|--------|
| 54805XXL | 5mm | 1/2"Drive | In-Hex Socket | 200mm |
| 54806XXL | 6mm | 1/2"Drive | In-Hex Socket | 200mm |
| 54807XXL | 7mm | 1/2"Drive | In-Hex Socket | 200mm |
| 54808XXL | 8mm | 1/2"Drive | In-Hex Socket | 200mm |
| 54810XXL | 10mm | 1/2"Drive | In-Hex Socket | 200mm |
| 54812XXL | 12mm | 1/2"Drive | In-Hex Socket | 200mm |
| 54814XXL | 14mm | 1/2"Drive | In-Hex Socket | 200mm |





Made from CR-V Chrome Molybdenum Alloy Steel

94111 12Pc. SAE Set



Made from CR-V Chrome Molybdenum Alloy Steel

94108 9Pc. SAE Set



Made from CR-V Chrome Molybdenum Alloy Steel

94112 12Pc. Metric Set



Made from CR-V Chrome Molybdenum Alloy Steel

94109 9Pc. Metric Set

1/2" Drive In-Hex Sockets (SAE Sizes)

94111 12Pc. SAE In-Hex 1/2" Drive Socket Set

1/2" Drive sockets are made from chrome alloy steel with S2 steel bits permanently inserted into the body.

Sizes:

1/8", 5/32", 3/16", 7/32", 1/4", 9/32".
In-Hex Sockets 1/2" Drive x 55mm Long.
5/16", 3/8", 7/16", 1/2", 9/16", 5/8"
In-Hex Sockets 1/2" Drive x 70mm Long.
Supplied in blow mold case.

*Individual sizes all listed on previous page
Impact sizes & sets listed on Page No. 000*

94108 9Pc. SAE In-Hex 1/2" Drive Socket Set (Long Series)

1/2" Drive sockets are made from chrome alloy steel with S2 steel bits permanently inserted into the body.

Sizes:

1/8", 5/32", 3/16", 7/32", 1/4", 5/16", 3/8",
7/16", 1/2".
In-Hex Sockets 1/2" Drive x 100mm Long.
Supplied in blow mold case.

*Individual sizes all listed on previous page
Impact sizes & sets listed on Page No. 000*

1/2" Drive In-Hex Sockets (Metric Sizes)

94112 12Pc. Metric In-Hex 1/2" Drive Socket Set

1/2" Drive sockets are made from chrome alloy steel with S2 steel bits permanently inserted into the body.

Sizes:

5mm, 6mm, 7mm, 8mm, 10mm, 12mm.
In-Hex Sockets 1/2" Drive x 55mm Long.
14mm, 16mm, 17mm, 18mm, 19mm, 22mm
In-Hex Sockets 1/2" Drive x 70mm Long.
Supplied in blow mold case.

*Individual sizes all listed on previous page
Impact sizes & sets listed on Page No. 000*

94109 9Pc. Metric In-Hex 1/2" Drive Socket Set (Long Series)

1/2" Drive sockets are made from chrome alloy steel with S2 steel bits permanently inserted into the body.

Sizes:

4mm, 5mm, 6mm, 7mm, 8mm, 9mm, 10mm,
12mm, 14mm.
In-Hex Sockets 1/2" Drive x 100mm Long.
Supplied in blow mold case.

*Individual sizes all listed on previous page
Impact sizes & sets listed on Page No. 000*

Combination Drive In-Hex Socket Set

94126 26Pc. SAE & Metric In-Hex Socket Set (1/4", 3/8" & 1/2" Drive)

Contains: 1/8", 9/64", 5/32", 3/16". In-Hex Sockets
1/4" Drive x 38mm long.
2.5mm, 3mm, 4mm, 5mm. In-Hex Sockets
1/4" Drive x 38mm long.
7/32", 1/4", 5/16", 3/8". In-Hex Sockets
3/8" Drive x 50mm long.
6mm, 7mm, 8mm, 9mm. In-Hex Sockets
3/8" Drive x 50mm long.
7/16", 1/2", 9/16", 5/8", 3/4". In-Hex Sockets
1/2" Drive x 65mm long.
10mm, 12mm, 14mm, 17mm, 19mm. In-Hex Sockets
1/2" Drive x 65mm long.
Supplied in blow mold case.




94126 26Pc. SAE & Metric Set

1/2" Drive In-Hex Sockets (Master Set)

T3001 30Pc. 1/2" Dr. Metric In-Hex Socket Set

In-Hex Sizes:

5mm, 6mm, 7mm, 8mm, 10mm,
12mm, 14mm, 17mm, 19mm.
In-Hex Socket 1/2" Drive x 55mm Long
5mm, 6mm, 7mm, 8mm, 10mm,
11mm, 12mm, 13mm.
In-Hex Socket 1/2" Drive x 100mm Long
5mm, 6mm, 7mm, 8mm, 10mm,
12mm, 14mm.
In-Hex Socket 1/2" Drive x 140mm Long
5mm, 6mm, 7mm, 8mm, 10mm,
12mm.
In-Hex Socket 1/2" Drive x 200mm Long
All bits are made from S2 Steel for
extra strength.
Supplied in blow mold storage case.



T3001 30Pc Metric Set

3/8" Drive Screwdriver Sockets

93104 7Pc. 3/8" Drive Screwdriver Socket Set

Contains:

5/32", 7/32", 1/4", 9/32" Slotted Screwdriver Socket
#1, #2, #3 Phillips Screwdriver Socket
Supplied on socket rail.

Individual Sizes:

Available Separately

| Part No. | Size | Drive | Description | Length |
|----------|-------|------------|-----------------------------|--------|
| 13805 | 5/32" | 3/8" Drive | Slotted Screwdriver Socket | 55mm |
| 13807 | 7/32" | 3/8" Drive | Slotted Screwdriver Socket | 55mm |
| 13808 | 1/4" | 3/8" Drive | Slotted Screwdriver Socket | 55mm |
| 13809 | 9/32" | 3/8" Drive | Slotted Screwdriver Socket | 55mm |
| 13801 | #1 | 3/8" Drive | Phillips Screwdriver Socket | 55mm |
| 13802 | #2 | 3/8" Drive | Phillips Screwdriver Socket | 55mm |
| 13803 | #3 | 3/8" Drive | Phillips Screwdriver Socket | 55mm |



93104 7Pc. Screwdriver Set

Note: 1/4" Drive, 3/8" Drive, 1/2" Drive, 3/4" Drive and 1" Drive Impact In-Hex Sockets are all listed in the impact socket sections of the catalogue.





3/8"Drive

97306 6Pc. SAE In-Hex Impact Sockets

Sizes: 5/32", 3/16", 7/32", 1/4", 5/16", 3/8".

In-Hex Sockets 52mm long. Supplied on socket rail.

3/8"Drive

97316 8Pc. SAE In-Hex Impact Sockets

Sizes: 5/32", 3/16", 7/32", 1/4", 5/16", 3/8".

In-Hex Sockets 62mm long. Supplied on socket rail.



3/8"Drive

97307 7Pc. Metric In-Hex Impact Sockets

Sizes: 4mm, 5mm, 6mm, 7mm, 8mm, 9mm, 10mm.

In-Hex Sockets 52mm long. Supplied on socket rail.

3/8"Drive

97318 8Pc. Metric In-Hex Impact Sockets

Sizes: 4mm, 5mm, 6mm, 7mm, 8mm, 9mm, 10mm.

In-Hex Sockets 62mm long. Supplied on socket rail.

Ball type universal joint In-Hex sockets are made from chrome molybdenum steel.



3/8" Drive

97388 7Pc. SAE In-Hex Impact Uni. Skts

Sizes: 3/16", 7/32", 1/4", 5/16", 3/8", 7/16", 1/2".

Supplied in blow mold storage case.

Ball type universal joint In-Hex sockets are made from chrome molybdenum steel.



3/8" Drive

97389 7Pc. Metric In-Hex Impact Uni. Skts

Sizes: 4mm, 5mm, 6mm, 7mm, 8mm, 10mm, 12mm.

Supplied in blow mold storage case.

3/8" Drive In-Hex Impact Sockets

SAE In-Hex Impact Sockets 3/8"Drive x 52mm Length

| Part No. | Size | Drive | Description | Length |
|----------|-------|-----------|----------------------|--------|
| 73905 | 5/32" | 3/8"Drive | In-Hex Impact Socket | 52mm |
| 73906 | 3/16" | 3/8"Drive | In-Hex Impact Socket | 52mm |
| 73907 | 7/32" | 3/8"Drive | In-Hex Impact Socket | 52mm |
| 73908 | 1/4" | 3/8"Drive | In-Hex Impact Socket | 52mm |
| 73910 | 5/16" | 3/8"Drive | In-Hex Impact Socket | 52mm |
| 73912 | 3/8" | 3/8"Drive | In-Hex Impact Socket | 52mm |
| 73914 | 7/16" | 3/8"Drive | In-Hex Impact Socket | 52mm |
| 73916 | 1/2" | 3/8"Drive | In-Hex Impact Socket | 52mm |

SAE In-Hex Impact Sockets 3/8"Drive x 62mm Length

| Part No. | Size | Drive | Description | Length |
|----------|-------|-----------|----------------------|--------|
| 73805 | 5/32" | 3/8"Drive | In-Hex Impact Socket | 62mm |
| 73806 | 3/16" | 3/8"Drive | In-Hex Impact Socket | 62mm |
| 73807 | 7/32" | 3/8"Drive | In-Hex Impact Socket | 62mm |
| 73808 | 1/4" | 3/8"Drive | In-Hex Impact Socket | 62mm |
| 73810 | 5/16" | 3/8"Drive | In-Hex Impact Socket | 62mm |
| 73812 | 3/8" | 3/8"Drive | In-Hex Impact Socket | 62mm |
| 73814 | 7/16" | 3/8"Drive | In-Hex Impact Socket | 62mm |
| 73816 | 1/2" | 3/8"Drive | In-Hex Impact Socket | 62mm |

Metric In-Hex Impact Sockets 3/8"Drive x 52mm Length

| Part No. | Size | Drive | Description | Length |
|----------|------|-----------|----------------------|--------|
| 83904 | 4mm | 3/8"Drive | In-Hex Impact Socket | 52mm |
| 83905 | 5mm | 3/8"Drive | In-Hex Impact Socket | 52mm |
| 83906 | 6mm | 3/8"Drive | In-Hex Impact Socket | 52mm |
| 83907 | 7mm | 3/8"Drive | In-Hex Impact Socket | 52mm |
| 83908 | 8mm | 3/8"Drive | In-Hex Impact Socket | 52mm |
| 83909 | 9mm | 3/8"Drive | In-Hex Impact Socket | 52mm |
| 83910 | 10mm | 3/8"Drive | In-Hex Impact Socket | 52mm |
| 83912 | 12mm | 3/8"Drive | In-Hex Impact Socket | 52mm |

Metric In-Hex Impact Sockets 3/8"Drive x 62mm Length

| Part No. | Size | Drive | Description | Length |
|----------|------|-----------|----------------------|--------|
| 83804 | 4mm | 3/8"Drive | In-Hex Impact Socket | 62mm |
| 83805 | 5mm | 3/8"Drive | In-Hex Impact Socket | 62mm |
| 83806 | 6mm | 3/8"Drive | In-Hex Impact Socket | 62mm |
| 83807 | 7mm | 3/8"Drive | In-Hex Impact Socket | 62mm |
| 83808 | 8mm | 3/8"Drive | In-Hex Impact Socket | 62mm |
| 83809 | 9mm | 3/8"Drive | In-Hex Impact Socket | 62mm |
| 83810 | 10mm | 3/8"Drive | In-Hex Impact Socket | 62mm |
| 83812 | 12mm | 3/8"Drive | In-Hex Impact Socket | 62mm |

3/8" Drive In-Hex Universal Impact Sockets

SAE In-Hex Universal Impact Sockets 3/8"Drive x 60mm Length

| Part No. | Size | Drive | Description | Length |
|----------|-------|-----------|-------------------------|--------|
| U7706 | 3/16" | 3/8"Drive | In-Hex Impact Universal | 2.3/8" |
| U7707 | 7/32" | 3/8"Drive | In-Hex Impact Universal | 2.3/8" |
| U7708 | 1/4" | 3/8"Drive | In-Hex Impact Universal | 2.3/8" |
| U7710 | 5/16" | 3/8"Drive | In-Hex Impact Universal | 2.3/8" |
| U7712 | 3/8" | 3/8"Drive | In-Hex Impact Universal | 2.3/8" |
| U7714 | 7/16" | 3/8"Drive | In-Hex Impact Universal | 2.3/8" |
| U7716 | 3/8" | 3/8"Drive | In-Hex Impact Universal | 2.3/8" |

Metric In-Hex Universal Impact Sockets 3/8"Drive x 60mm Length

| Part No. | Size | Drive | Description | Length |
|----------|------|-----------|-------------------------|--------|
| U7704M | 4mm | 3/8"Drive | In-Hex Impact Universal | 60mm |
| U7705M | 5mm | 3/8"Drive | In-Hex Impact Universal | 60mm |
| U7706M | 6mm | 3/8"Drive | In-Hex Impact Universal | 60mm |
| U7707M | 7mm | 3/8"Drive | In-Hex Impact Universal | 60mm |
| U7708M | 8mm | 3/8"Drive | In-Hex Impact Universal | 60mm |
| U7710M | 10mm | 3/8"Drive | In-Hex Impact Universal | 60mm |
| U7712M | 12mm | 3/8"Drive | In-Hex Impact Universal | 60mm |

1/2" Drive In-Hex Impact Sockets

SAE In-Hex Impact Sockets 1/2" Drive x 60mm Length

| Part No. | Size | Drive | Description | Length |
|----------|--------|------------|----------------------|--------|
| 74905 | 5/32" | 1/2" Drive | In-Hex Impact Socket | 60mm |
| 74906 | 3/16" | 1/2" Drive | In-Hex Impact Socket | 60mm |
| 74907 | 7/32" | 1/2" Drive | In-Hex Impact Socket | 60mm |
| 74908 | 1/4" | 1/2" Drive | In-Hex Impact Socket | 60mm |
| 74909 | 9/32" | 1/2" Drive | In-Hex Impact Socket | 60mm |
| 74910 | 5/16" | 1/2" Drive | In-Hex Impact Socket | 60mm |
| 74911 | 11/32" | 1/2" Drive | In-Hex Impact Socket | 60mm |
| 74912 | 3/8" | 1/2" Drive | In-Hex Impact Socket | 60mm |
| 74914 | 7/16" | 1/2" Drive | In-Hex Impact Socket | 60mm |
| 74916 | 1/2" | 1/2" Drive | In-Hex Impact Socket | 60mm |
| 74918 | 9/16" | 1/2" Drive | In-Hex Impact Socket | 60mm |
| 74920 | 5/8" | 1/2" Drive | In-Hex Impact Socket | 60mm |
| 74922 | 11/16" | 1/2" Drive | In-Hex Impact Socket | 60mm |
| 74924 | 3/4" | 1/2" Drive | In-Hex Impact Socket | 60mm |
| 74926 | 13/16" | 1/2" Drive | In-Hex Impact Socket | 60mm |

Metric In-Hex Impact Sockets 1/2" Drive x 60mm Length

| Part No. | Size | Drive | Description | Length |
|----------|------|------------|----------------------|--------|
| 84904 | 4mm | 1/2" Drive | In-Hex Impact Socket | 60mm |
| 84905 | 5mm | 1/2" Drive | In-Hex Impact Socket | 60mm |
| 84906 | 6mm | 1/2" Drive | In-Hex Impact Socket | 60mm |
| 84907 | 7mm | 1/2" Drive | In-Hex Impact Socket | 60mm |
| 84908 | 8mm | 1/2" Drive | In-Hex Impact Socket | 60mm |
| 84909 | 9mm | 1/2" Drive | In-Hex Impact Socket | 60mm |
| 84910 | 10mm | 1/2" Drive | In-Hex Impact Socket | 60mm |
| 84911 | 11mm | 1/2" Drive | In-Hex Impact Socket | 60mm |
| 84912 | 12mm | 1/2" Drive | In-Hex Impact Socket | 60mm |
| 84913 | 13mm | 1/2" Drive | In-Hex Impact Socket | 60mm |
| 84914 | 14mm | 1/2" Drive | In-Hex Impact Socket | 60mm |
| 84915 | 15mm | 1/2" Drive | In-Hex Impact Socket | 60mm |
| 84916 | 16mm | 1/2" Drive | In-Hex Impact Socket | 60mm |
| 84917 | 17mm | 1/2" Drive | In-Hex Impact Socket | 60mm |
| 84918 | 18mm | 1/2" Drive | In-Hex Impact Socket | 60mm |
| 84919 | 19mm | 1/2" Drive | In-Hex Impact Socket | 60mm |
| 84920 | 20mm | 1/2" Drive | In-Hex Impact Socket | 60mm |
| 84921 | 21mm | 1/2" Drive | In-Hex Impact Socket | 60mm |
| 84922 | 22mm | 1/2" Drive | In-Hex Impact Socket | 60mm |

1/2" Drive In-Hex Impact Universal Sockets

SAE In-Hex Impact Universal Sockets 1/2" Drive x 75mm Length

| Part No. | Size | Drive | Description | Length |
|----------|-------|------------|------------------------------|--------|
| U7808 | 1/4" | 1/2" Drive | In-Hex Impact Universal Skt. | 75mm |
| U7810 | 5/16" | 1/2" Drive | In-Hex Impact Universal Skt. | 75mm |
| U7812 | 3/8" | 1/2" Drive | In-Hex Impact Universal Skt. | 75mm |
| U7814 | 7/16" | 1/2" Drive | In-Hex Impact Universal Skt. | 75mm |
| U7816 | 1/2" | 1/2" Drive | In-Hex Impact Universal Skt. | 75mm |
| U7818 | 9/16" | 1/2" Drive | In-Hex Impact Universal Skt. | 75mm |
| U7820 | 5/8" | 1/2" Drive | In-Hex Impact Universal Skt. | 75mm |
| U7824 | 3/4" | 1/2" Drive | In-Hex Impact Universal Skt. | 75mm |

Metric In-Hex Impact Universal Sockets 1/2" Drive x 75mm Length

| Part No. | Size | Drive | Description | Length |
|----------|------|------------|------------------------------|--------|
| U7806M | 6mm | 1/2" Drive | In-Hex Impact Universal Skt. | 75mm |
| U7807M | 7mm | 1/2" Drive | In-Hex Impact Universal Skt. | 75mm |
| U7808M | 8mm | 1/2" Drive | In-Hex Impact Universal Skt. | 75mm |
| U7810M | 10mm | 1/2" Drive | In-Hex Impact Universal Skt. | 75mm |
| U7812M | 12mm | 1/2" Drive | In-Hex Impact Universal Skt. | 75mm |
| U7814M | 14mm | 1/2" Drive | In-Hex Impact Universal Skt. | 75mm |
| U7817M | 17mm | 1/2" Drive | In-Hex Impact Universal Skt. | 75mm |
| U7819M | 19mm | 1/2" Drive | In-Hex Impact Universal Skt. | 75mm |

Made from Chrome Molybdenum Impact Alloy Steel



1/2"
Drive

94909 9Pc. SAE In-Hex Impact Sockets

Sizes: 3/16", 7/32", 1/4", 5/16", 3/8", 7/16", 1/2", 9/16", 5/8"
In-Hex Impact Sockets 1/2" Drive x 60mm long.
Supplied in blow mold case.

Made from Chrome Molybdenum Impact Alloy Steel



1/2"
Drive

94909M 9Pc. Metric In-Hex Impact Sockets

Sizes: 4mm, 5mm, 6mm, 7mm, 8mm, 9mm, 10mm, 12mm, 14mm.
In-Hex Impact Sockets 1/2" Drive x 75mm long.
Supplied in blow mold case.

Ball type universal joint In-Hex impact sockets are made from Chrome Molybdenum Steel



1/2"
Drive

97448 8Pc. SAE In-Hex Impact Universal Sockets

Sizes: 1/4", 5/16", 3/8", 7/16", 1/2", 9/16", 5/8", 3/4".
In-Hex Impact Universal Sockets 1/2" Drive x 75mm long.
Supplied in blow mold storage case.

Ball type universal joint In-Hex impact sockets are made from Chrome Molybdenum Steel



1/2"
Drive

97449 8Pc. Metric In-Hex Impact Universal Sockets

Sizes: 6mm, 7mm, 8mm, 10mm, 12mm, 14mm, 17mm, 19mm.
In-Hex Impact Universal Sockets 1/2" Drive x 75mm long.
Supplied in blow mold storage case.





98708 6Pc. SAE In-Hex 3/4\"/>

Sizes: 5/8", 3/4", 13/16", 7/8", 15/16", 1".
In-Hex Impact Sockets 3/4" Drive x 115mm long.
Supplied in blow mold case.



98706 6Pc. Metric In-Hex 3/4\"/>

Sizes: 14mm, 17mm, 19mm, 22mm, 24mm, 27mm.
In-Hex Impact Sockets 3/4" Drive x 115mm long.
Supplied in blow mold case.



98710 9Pc. SAE In-Hex 1\"/>

Sizes: 3/4", 13/16", 7/8", 15/16", 1", 1.1/16", 1.1/8", 1.3/16", 1.1/4".
In-Hex Impact Sockets 1" Drive x 100mm long.
Supplied in metal case.

1" Drive



98712 8Pc. Metric In-Hex 1\"/>

Sizes: 17mm, 19mm, 21mm, 22mm, 24mm, 27mm, 30mm, 32mm.
In-Hex Impact Sockets 1" Drive x 100mm long.
Supplied in metal case.

3/4\"/>

3/4" Drive In-Hex Sockets are a one piece drop forging from chrome molybdenum alloy steel, fully hardened and tempered with black phosphate surface finish.

SAE In-Hex Impact Sockets 3/4\"/>

| Part No. | Size | Drive | Description | Length |
|----------|---------|------------|----------------------|--------|
| 75918 | 9/16" | 3/4" Drive | In-Hex Impact Socket | 115mm |
| 75920 | 5/8" | 3/4" Drive | In-Hex Impact Socket | 115mm |
| 75924 | 3/4" | 3/4" Drive | In-Hex Impact Socket | 115mm |
| 75926 | 13/16" | 3/4" Drive | In-Hex Impact Socket | 115mm |
| 75928 | 7/8" | 3/4" Drive | In-Hex Impact Socket | 115mm |
| 75930 | 15/16" | 3/4" Drive | In-Hex Impact Socket | 115mm |
| 75932 | 1" | 3/4" Drive | In-Hex Impact Socket | 115mm |
| 75934 | 1.1/16" | 3/4" Drive | In-Hex Impact Socket | 115mm |
| 75936 | 1.1/8" | 3/4" Drive | In-Hex Impact Socket | 115mm |
| 75938 | 1.3/16" | 3/4" Drive | In-Hex Impact Socket | 115mm |
| 75940 | 1.1/4" | 3/4" Drive | In-Hex Impact Socket | 115mm |

Metric In-Hex Impact Sockets 3/4\"/>

| Part No. | Size | Drive | Description | Length |
|----------|------|------------|----------------------|--------|
| 85914 | 14mm | 3/4" Drive | In-Hex Impact Socket | 115mm |
| 85917 | 17mm | 3/4" Drive | In-Hex Impact Socket | 115mm |
| 85919 | 19mm | 3/4" Drive | In-Hex Impact Socket | 115mm |
| 85921 | 21mm | 3/4" Drive | In-Hex Impact Socket | 115mm |
| 85922 | 22mm | 3/4" Drive | In-Hex Impact Socket | 115mm |
| 85924 | 24mm | 3/4" Drive | In-Hex Impact Socket | 115mm |
| 85927 | 27mm | 3/4" Drive | In-Hex Impact Socket | 115mm |
| 85930 | 30mm | 3/4" Drive | In-Hex Impact Socket | 115mm |
| 85932 | 32mm | 3/4" Drive | In-Hex Impact Socket | 115mm |

1\"/>

1" Drive In-Hex Sockets are a one piece drop forging from chrome molybdenum alloy steel, fully hardened and tempered with black phosphate surface finish.

SAE In-Hex Impact Sockets 1\"/>

| Part No. | Size | Drive | Description | Length |
|----------|---------|----------|----------------------|--------|
| 76924 | 3/4" | 1" Drive | In-Hex Impact Socket | 100mm |
| 76926 | 13/16" | 1" Drive | In-Hex Impact Socket | 100mm |
| 76928 | 7/8" | 1" Drive | In-Hex Impact Socket | 100mm |
| 76930 | 15/16" | 1" Drive | In-Hex Impact Socket | 100mm |
| 76932 | 1" | 1" Drive | In-Hex Impact Socket | 100mm |
| 76934 | 1.1/16" | 1" Drive | In-Hex Impact Socket | 100mm |
| 76936 | 1.1/8" | 1" Drive | In-Hex Impact Socket | 100mm |
| 76938 | 1.3/16" | 1" Drive | In-Hex Impact Socket | 100mm |
| 76940 | 1.1/4" | 1" Drive | In-Hex Impact Socket | 100mm |

Metric In-Hex Impact Sockets 1\"/>

| Part No. | Size | Drive | Description | Length |
|----------|------|----------|----------------------|--------|
| 86917 | 17mm | 1" Drive | In-Hex Impact Socket | 100mm |
| 86919 | 19mm | 1" Drive | In-Hex Impact Socket | 100mm |
| 86921 | 21mm | 1" Drive | In-Hex Impact Socket | 100mm |
| 86922 | 22mm | 1" Drive | In-Hex Impact Socket | 100mm |
| 86924 | 24mm | 1" Drive | In-Hex Impact Socket | 100mm |
| 86927 | 27mm | 1" Drive | In-Hex Impact Socket | 100mm |
| 86930 | 30mm | 1" Drive | In-Hex Impact Socket | 100mm |
| 86932 | 32mm | 1" Drive | In-Hex Impact Socket | 100mm |

3/4"Drive In-Hex Impact Uni-Sockets

3/4" Drive In-Hex Impact Universal Sockets are drop forged from chrome molybdenum alloy steel, fully hardened and tempered with black phosphate surface finish.

SAE In-Hex Impact Universal Sockets 3/4"Drive x 115mm Length

| Part No. | Size | Drive | Description | Length |
|----------|---------|-----------|--------------------------------|--------|
| 75918 | 9/16" | 3/4"Drive | In-Hex Universal Impact Socket | 115mm |
| 75920 | 5/8" | 3/4"Drive | In-Hex Universal Impact Socket | 115mm |
| 75924 | 3/4" | 3/4"Drive | In-Hex Universal Impact Socket | 115mm |
| 75926 | 13/16" | 3/4"Drive | In-Hex Universal Impact Socket | 115mm |
| 75928 | 7/8" | 3/4"Drive | In-Hex Universal Impact Socket | 115mm |
| 75930 | 15/16" | 3/4"Drive | In-Hex Universal Impact Socket | 115mm |
| 75932 | 1" | 3/4"Drive | In-Hex Universal Impact Socket | 115mm |
| 75934 | 1.1/16" | 3/4"Drive | In-Hex Universal Impact Socket | 115mm |
| 75936 | 1.1/8" | 3/4"Drive | In-Hex Universal Impact Socket | 115mm |
| 75938 | 1.3/16" | 3/4"Drive | In-Hex Universal Impact Socket | 115mm |
| 75940 | 1.1/4" | 3/4"Drive | In-Hex Universal Impact Socket | 115mm |

Metric In-Hex Impact Universal Sockets 3/4"Drive x 115mm Length

| Part No. | Size | Drive | Description | Length |
|----------|------|-----------|--------------------------------|--------|
| 85814 | 14mm | 3/4"Drive | In-Hex Universal Impact Socket | 115mm |
| 85817 | 17mm | 3/4"Drive | In-Hex Universal Impact Socket | 115mm |
| 85819 | 19mm | 3/4"Drive | In-Hex Universal Impact Socket | 115mm |
| 85821 | 21mm | 3/4"Drive | In-Hex Universal Impact Socket | 115mm |
| 85822 | 22mm | 3/4"Drive | In-Hex Universal Impact Socket | 115mm |
| 85824 | 24mm | 3/4"Drive | In-Hex Universal Impact Socket | 115mm |
| 85827 | 27mm | 3/4"Drive | In-Hex Universal Impact Socket | 115mm |
| 85830 | 30mm | 3/4"Drive | In-Hex Universal Impact Socket | 115mm |
| 85832 | 32mm | 3/4"Drive | In-Hex Universal Impact Socket | 115mm |



97598 5Pc. SAE 3/4"Drive In-Hex Universal Impact Socket

Sizes: 3/4", 7/8", 1", 1.1/8", 1.1/4".
In-Hex Impact Universal Sockets 3/4"Drive x 115mm long.
Supplied in blow mold case.



97599 5Pc. Metric 3/4"Drive In-Hex Universal Impact Socket

Sizes: 14mm, 17mm, 19mm, 22mm, 24mm.
In-Hex Impact Universal Sockets 3/4"Drive x 115mm long.
Supplied in blow mold case.



1/4" Drive
Tamper Torx-r

T5400 7Pc 1/4" Drive Tamper Torx Sockets

Contains: T10, T15, T20, T25, T27, T30, T40.
Tamper Torx-r Sockets 1/4" Drive x 30mm long.
Supplied on socket rail.



3/8" Drive
Tamper Torx-r

T5405 9Pc. Tamper Torx-r Driver Sockets

Contains: T10, T15, T20, T25, T27, T30, T40, T45, T50.
Tamper Torx-r Sockets 3/8" Drive x 50mm long.
Supplied on socket rail.



1/4" Drive
Torx-r

92106 10Pc. Torx-r Driver Sockets

Contains: T7, T8, T9, T10, T15, T20, T25, T27, T30, T40.
Torx-r Sockets 1/4" Drive x 38mm long.
Supplied on socket rail.



3/8" Drive
Torx-r

93103 9Pc. Torx-r Driver Sockets

Contains: T10, T15, T20, T25, T27, T30, T40, T45, T50.
Torx-r Sockets 3/8" Drive x 55mm long.
Supplied on socket rail.



Torx-r one piece forging chrome molybdenum steel.

5800 9Pc. Torx-r Driver Sockets

Contains: T10, T15, T20, T25, T27, T30.
Torx-r Sockets 1/4" Drive x 28mm long
T40, T45, T50
Torx-r Sockets 3/8" Drive x 40mm long.
Supplied on socket rail.



Torx-r one piece forging chrome molybdenum steel.

5801 12Pc. Torx-r Driver Sockets

Contains: T10, T15, T20, T25, T27, T30.
Torx-r Sockets 1/4" Drive x 28mm long
T40, T45, T47, T50, T55.
Torx-r Sockets 3/8" Drive x 40mm long.
T60. Torx-r Sockets 1/2" Drive x 55mm long.
Supplied on socket rail.

Tamper Torx-r Sockets (1/4" & 3/8" Drive)

Miniature size 1/4" Drive Tamper Torx-r CR-V sockets with S2 steel bits permanently inserted.

Tamper Torx-r Sockets 1/4" Drive x 30mm Length

Individual Sizes:

Available Separately

| Part No. | Size | Drive | Description | Length |
|----------|------|------------|----------------------|--------|
| T5410 | T10 | 1/4" Drive | Tamper Torx-r Socket | 30mm |
| T5415 | T15 | 1/4" Drive | Tamper Torx-r Socket | 30mm |
| T5420 | T20 | 1/4" Drive | Tamper Torx-r Socket | 30mm |
| T5425 | T25 | 1/4" Drive | Tamper Torx-r Socket | 30mm |
| T5427 | T27 | 1/4" Drive | Tamper Torx-r Socket | 30mm |
| T5430 | T30 | 1/4" Drive | Tamper Torx-r Socket | 30mm |
| T5440 | T40 | 1/4" Drive | Tamper Torx-r Socket | 30mm |

Tamper Torx-r Sockets 3/8" Drive x 50mm Length

Individual Sizes:

Available Separately

| Part No. | Size | Drive | Description | Length |
|----------|------|------------|----------------------|--------|
| T5441 | T10 | 3/8" Drive | Tamper Torx-r Socket | 50mm |
| T5442 | T15 | 3/8" Drive | Tamper Torx-r Socket | 50mm |
| T5443 | T20 | 3/8" Drive | Tamper Torx-r Socket | 50mm |
| T5444 | T25 | 3/8" Drive | Tamper Torx-r Socket | 50mm |
| T5445 | T27 | 3/8" Drive | Tamper Torx-r Socket | 50mm |
| T5446 | T30 | 3/8" Drive | Tamper Torx-r Socket | 50mm |
| T5447 | T40 | 3/8" Drive | Tamper Torx-r Socket | 50mm |
| T5448 | T45 | 3/8" Drive | Tamper Torx-r Socket | 50mm |
| T5449 | T50 | 3/8" Drive | Tamper Torx-r Socket | 50mm |
| T5450 | T55 | 3/8" Drive | Tamper Torx-r Socket | 50mm |
| T5451 | T60 | 3/8" Drive | Tamper Torx-r Socket | 50mm |

Torx-r Sockets (1/4" & 3/8" Drive)

Miniature size 1/4" Drive Tamper Torx-r CR-V sockets with S2 steel bits permanently inserted.

Torx-r Sockets 1/4" Drive x 38mm Length

Individual Sizes:

Available Separately

| Part No. | Size | Drive | Description | Length |
|----------|------|------------|----------------------|--------|
| 5807 | T7 | 1/4" Drive | Torx-r Driver Socket | 38mm |
| 5808 | T8 | 1/4" Drive | Torx-r Driver Socket | 38mm |
| 5809 | T9 | 1/4" Drive | Torx-r Driver Socket | 38mm |
| 5810 | T10 | 1/4" Drive | Torx-r Driver Socket | 38mm |
| 5815 | T15 | 1/4" Drive | Torx-r Driver Socket | 38mm |
| 5820 | T20 | 1/4" Drive | Torx-r Driver Socket | 38mm |
| 5825 | T25 | 1/4" Drive | Torx-r Driver Socket | 38mm |
| 5827 | T27 | 1/4" Drive | Torx-r Driver Socket | 38mm |
| 5830 | T30 | 1/4" Drive | Torx-r Driver Socket | 38mm |
| 5832 | T40 | 1/4" Drive | Torx-r Driver Socket | 38mm |

Torx-r Sockets 3/8" Drive x 50mm Length

Individual Sizes:

Available Separately

| Part No. | Size | Drive | Description | Length |
|----------|------|------------|----------------------|--------|
| 5834 | T10 | 3/8" Drive | Torx-r Driver Socket | 50mm |
| 5835 | T15 | 3/8" Drive | Torx-r Driver Socket | 50mm |
| 5836 | T20 | 3/8" Drive | Torx-r Driver Socket | 50mm |
| 5837 | T25 | 3/8" Drive | Torx-r Driver Socket | 50mm |
| 5838 | T27 | 3/8" Drive | Torx-r Driver Socket | 50mm |
| 5839 | T30 | 3/8" Drive | Torx-r Driver Socket | 50mm |
| 5840 | T40 | 3/8" Drive | Torx-r Driver Socket | 50mm |
| 5845 | T45 | 3/8" Drive | Torx-r Driver Socket | 50mm |
| 5847 | T47 | 3/8" Drive | Torx-r Driver Socket | 50mm |
| 5850 | T50 | 3/8" Drive | Torx-r Driver Socket | 50mm |
| 5855 | T55 | 3/8" Drive | Torx-r Driver Socket | 50mm |
| 5858 | T60 | 3/8" Drive | Torx-r Driver Socket | 50mm |

1/2"Drive Torx-r Sockets

1/2"Drive Torx-r Sockets Standard Length 55mm Long

| Part No. | Size | Drive | Description | Length |
|----------|------|-----------|-------------------------------|--------|
| 5861 | T20 | 1/2"Drive | Torx-r Socket Standard Length | 55mm |
| 5862 | T25 | 1/2"Drive | Torx-r Socket Standard Length | 55mm |
| 5863 | T27 | 1/2"Drive | Torx-r Socket Standard Length | 55mm |
| 5864 | T30 | 1/2"Drive | Torx-r Socket Standard Length | 55mm |
| 5865 | T40 | 1/2"Drive | Torx-r Socket Standard Length | 55mm |
| 5866 | T45 | 1/2"Drive | Torx-r Socket Standard Length | 55mm |
| 5867 | T50 | 1/2"Drive | Torx-r Socket Standard Length | 55mm |
| 5868 | T55 | 1/2"Drive | Torx-r Socket Standard Length | 55mm |
| 5860 | T60 | 1/2"Drive | Torx-r Socket Standard Length | 55mm |
| 5870 | T70 | 1/2"Drive | Torx-r Socket Standard Length | 55mm |

1/2" Drive Torx-r Sockets Long 100mm length

| Part No. | Size | Drive | Description | Length |
|----------|------|-----------|---------------------------|--------|
| 5871 | T20 | 1/2"Drive | Torx-r Socket Long Length | 100mm |
| 5872 | T25 | 1/2"Drive | Torx-r Socket Long Length | 100mm |
| 5873 | T27 | 1/2"Drive | Torx-r Socket Long Length | 100mm |
| 5874 | T30 | 1/2"Drive | Torx-r Socket Long Length | 100mm |
| 5875 | T40 | 1/2"Drive | Torx-r Socket Long Length | 100mm |
| 5876 | T45 | 1/2"Drive | Torx-r Socket Long Length | 100mm |
| 5877 | T50 | 1/2"Drive | Torx-r Socket Long Length | 100mm |
| 5878 | T55 | 1/2"Drive | Torx-r Socket Long Length | 100mm |
| 5879 | T60 | 1/2"Drive | Torx-r Socket Long Length | 100mm |
| 5880 | T70 | 1/2"Drive | Torx-r Socket Long Length | 100mm |

1/2" Drive Torx-r Sockets Extra Long 140mm length

| Part No. | Size | Drive | Description | Length |
|----------|------|-----------|----------------------------|--------|
| 5882 | T40 | 1/2"Drive | Torx-r Socket Extra Length | 140mm |
| 5883 | T45 | 1/2"Drive | Torx-r Socket Extra Length | 140mm |
| 5884 | T50 | 1/2"Drive | Torx-r Socket Extra Length | 140mm |
| 5885 | T55 | 1/2"Drive | Torx-r Socket Extra Length | 140mm |
| 5886 | T60 | 1/2"Drive | Torx-r Socket Extra Length | 140mm |
| 5887 | T70 | 1/2"Drive | Torx-r Socket Extra Length | 140mm |

1/2" Drive Torx-r Sockets Extra-Extra Long 200mm length

| Part No. | Size | Drive | Description | Length |
|----------|------|-----------|----------------------------------|--------|
| 5891 | T40 | 1/2"Drive | Torx-r Socket Extra-Extra Length | 200mm |
| 5892 | T45 | 1/2"Drive | Torx-r Socket Extra-Extra Length | 200mm |
| 5893 | T50 | 1/2"Drive | Torx-r Socket Extra-Extra Length | 200mm |
| 5894 | T55 | 1/2"Drive | Torx-r Socket Extra-Extra Length | 200mm |
| 5895 | T60 | 1/2"Drive | Torx-r Socket Extra-Extra Length | 200mm |
| 5896 | T70 | 1/2"Drive | Torx-r Socket Extra-Extra Length | 200mm |

1/2"Drive Tamper Torx-r Sockets

1/2" Drive Tamper Torx-r Sockets 100mm length

| Part No. | Size | Drive | Description | Length |
|----------|------|-----------|----------------------|--------|
| 5930 | T20 | 1/2"Drive | Tamper Torx-r Socket | 100mm |
| 5931 | T25 | 1/2"Drive | Tamper Torx-r Socket | 100mm |
| 5932 | T27 | 1/2"Drive | Tamper Torx-r Socket | 100mm |
| 5933 | T30 | 1/2"Drive | Tamper Torx-r Socket | 100mm |
| 5934 | T40 | 1/2"Drive | Tamper Torx-r Socket | 100mm |
| 5935 | T45 | 1/2"Drive | Tamper Torx-r Socket | 100mm |
| 5936 | T50 | 1/2"Drive | Tamper Torx-r Socket | 100mm |
| 5937 | T55 | 1/2"Drive | Tamper Torx-r Socket | 100mm |
| 5938 | T60 | 1/2"Drive | Tamper Torx-r Socket | 100mm |
| 5939 | T70 | 1/2"Drive | Tamper Torx-r Socket | 100mm |



1/2"Drive
Short

5802 9Pc. 1/2"Drive Torx-r Driver Sockets
Contains: T20, T25, T27, T30, T40, T45, T50, T55, T60.
 Torx-r Sockets 1/2"Drive x 55mm long.
 Supplied in blow mold case.



1/2"Drive
Long

94103 7Pc. 1/2"Drive Torx-r Driver Sockets
Contains: T30, T40, T45, T50, T55, T60, T70
 Torx-r Sockets 1/2" Drive x 100mm long.
 Supplied in blow mold case.



T3202 32Pc.1/2"Drive Torx-r Driver Sockets
Torx-r Sizes:
 T20, T25, T27, T30, T40, T45, T50, T55, T60, T70 - (55mm Long)
 T20, T25, T27, T30, T40, T45, T50, T55, T60, T70 - (100mm Long)
 T40, T45, T50, T55, T60, T70 - (140mm Long)
 T40, T45, T50, T55, T60, T70 - (200mm Long)
 All bits are made from S2 Steel for extra strength.
 Supplied in blow mold storage case.



Tamper Torx-r
1/2"Drive
Long

5803 7Pc. 1/2"Drive Tamper Torx-r Sockets
Contains: T30, T40, T45, T50, T55, T60, T70
 Tamper Torx-r Sockets 1/2"Drive x 100mm long.
 Supplied in blow mold case.





3/8" Drive
Torx-r
Impact
52mm long

98801 7Pc. 3/8" Drive Torx-r Impact Sockets

Contains: T20, T25, T27, T30, T40, T45, T50.
Torx-r Impact Sockets 3/8" Drive x 52mm long.
Supplied in blow mold case.



1/2" Drive
Torx-r
Impact
60mm long

98802 7Pc. 1/2" Drive Torx-r Impact Sockets

Contains: T30, T40, T45, T50, T55, T60, T70.
Torx-r Impact Sockets 1/2" Drive x 60mm long.
Supplied in blow mold case.



1/2" Drive
Torx-r
Impact
78mm long

98803 7Pc. 1/2" Drive Torx-r Impact Sockets

Contains: T30, T40, T45, T50, T55, T60, T70.
Torx-r Impact Sockets 1/2" Drive x 78mm long.
Supplied in blow mold case.



3/4" Drive Torx-r Impact 105mm long

Torx-r Impact Sockets

3/8" Drive Torx-r Impact Sockets 52mm Length

Individual Sizes:

Available Separately

| Part No. | Size | Drive | Description | Length |
|----------|------|------------|----------------------|--------|
| 15620 | T20 | 3/8" Drive | Torx-r Impact Socket | 52mm |
| 15625 | T25 | 3/8" Drive | Torx-r Impact Socket | 52mm |
| 15627 | T27 | 3/8" Drive | Torx-r Impact Socket | 52mm |
| 15630 | T30 | 3/8" Drive | Torx-r Impact Socket | 52mm |
| 15640 | T40 | 3/8" Drive | Torx-r Impact Socket | 52mm |
| 15645 | T45 | 3/8" Drive | Torx-r Impact Socket | 52mm |
| 15650 | T50 | 3/8" Drive | Torx-r Impact Socket | 52mm |
| 15655 | T55 | 3/8" Drive | Torx-r Impact Socket | 52mm |
| 15660 | T60 | 3/8" Drive | Torx-r Impact Socket | 52mm |

1/2" Drive Torx-r Impact Sockets 60mm length

Individual Sizes:

Available Separately

| Part No. | Size | Drive | Description | Length |
|----------|------|------------|----------------------|--------|
| 15725 | T25 | 1/2" Drive | Torx-r Impact Socket | 60mm |
| 15727 | T27 | 1/2" Drive | Torx-r Impact Socket | 60mm |
| 15730 | T30 | 1/2" Drive | Torx-r Impact Socket | 60mm |
| 15740 | T40 | 1/2" Drive | Torx-r Impact Socket | 60mm |
| 15745 | T45 | 1/2" Drive | Torx-r Impact Socket | 60mm |
| 15750 | T50 | 1/2" Drive | Torx-r Impact Socket | 60mm |
| 15755 | T55 | 1/2" Drive | Torx-r Impact Socket | 60mm |
| 15760 | T60 | 1/2" Drive | Torx-r Impact Socket | 60mm |
| 15770 | T70 | 1/2" Drive | Torx-r Impact Socket | 60mm |

1/2" Drive Torx-r Impact Sockets 78mm length

Individual Sizes:

Available Separately

| Part No. | Size | Drive | Description | Length |
|----------|------|------------|----------------------|--------|
| 15925 | T25 | 1/2" Drive | Torx-r Impact Socket | 78mm |
| 15927 | T27 | 1/2" Drive | Torx-r Impact Socket | 78mm |
| 15930 | T30 | 1/2" Drive | Torx-r Impact Socket | 78mm |
| 15940 | T40 | 1/2" Drive | Torx-r Impact Socket | 78mm |
| 15945 | T45 | 1/2" Drive | Torx-r Impact Socket | 78mm |
| 15950 | T50 | 1/2" Drive | Torx-r Impact Socket | 78mm |
| 15955 | T55 | 1/2" Drive | Torx-r Impact Socket | 78mm |
| 15960 | T60 | 1/2" Drive | Torx-r Impact Socket | 78mm |
| 15970 | T70 | 1/2" Drive | Torx-r Impact Socket | 78mm |

3/4" Drive Torx-r Impact Sockets 42mm length

Individual Sizes:

Available Separately

| Part No. | Size | Drive | Description | Length |
|----------|------|------------|----------------------|--------|
| 15870 | T70 | 3/4" Drive | Torx-r Impact Socket | 105mm |
| 15880 | T80 | 3/4" Drive | Torx-r Impact Socket | 105mm |
| 15890 | T90 | 3/4" Drive | Torx-r Impact Socket | 105mm |
| 15899 | T100 | 3/4" Drive | Torx-r Impact Socket | 105mm |



98804 4Pc. 3/4" Drive Torx-r Impact Sockets

Contains: T70, T80, T90, T100.
Torx-r Impact Sockets 3/4" Drive x 105mm long.
Supplied in blow mold case.

Special Purpose Sockets (*Torx-r, In-Hex, Spline, etc.*)

65008 T30 1/4"Drive Air Bag Torx Bit Socket

Special T30 Torx-r 1/4"Drive x 93mm long socket for removing & replacing the retaining screws on airbags fitted to Audi, Volkswagen, Opel & Renault Vehicles

Size: T30 Torx-r x 1/4"Drive

Length: 93mm

Audi, VW, Opel, GM, Renault Airbags



65008

65009 T30 1/4"Drive Air Bag Tamper Torx Bit Skt.

Special T30 Tamper Torx-r 1/4"Drive x 93mm long socket for removing & replacing the retaining screws on airbags fitted to BMW and Mercedes Vehicles.

Size: T30 TamperTorx-r x 1/4"Drive

Length: 93mm

BMW, Mercedest Airbags



65009

T9899 T45 Torx-r Universal Socket (*Timing Belt Screws*)

For removing timing belt clamping screws on Audi 80/A4 Petrol / diesel engines with twin fans and VW Golf MK3 engines from 115HP.

Size: T45 Torx-r x 1/2"Drive

Length: 70mm



T9899

T9898 8mm Five Point Tamper Torx Socket

Special socket design for new fasteners.

Size: 8mm Side to Point Tamper Torx

Drive: 1/2"Square

Length: 2.7/8"(75mm)



T9898



5 Point Tamper Torx
8mm Side to Point

65001 10mm Side to Point Pentagon Socket

Suits bolts found on Girling brakes or any other 10mm side to point 5 sided bolt head.

Size: 10mm Side to Point Pentagon Socket

Drive: 1/2"Drive

Length: 2.3/4"(70mm)



65001



65004 12.5mm Pentagon 1/2"Drive Impact Socket

Used on Bendix brakes found on Citroen and Peugeot vehicles. Made from CR-V chrome molybdenum alloy steel.

Size: 12.5mm Side To Point Pentagon

Drive: 1/2"Square

Length: 2"(50mm)



65004

65005 14mm Side to Point Pentagon Socket

Suits bolts found on Girling brakes or any other 10mm side to point 5 sided bolt head.

Size: 14mm Side to Point Pentagon Socket

Drive: 1/2"Drive

Length: 2.3/4"(70mm)



65005




5079 M14 Multi-Spline Transmission Socket

Extra long spline socket for reaching down in the bell housing for access to the bolts. Made from S2 steel for strength.

Size: 14mm Triple Square (Multi-Spline) Socket

Drive: 1/2"Drive

Length: 31.1/2"(800mm)



5079

65003 M16 Tamper Multi-Spline Drain Plug Socket

Fits the tamperproof drain plug on VW and Audi transmissions & gearboxes.

Size: 16mm Tamper Triple Square (Multi-Spline) Socket

Drive: 1/2"Drive

Length: 2.3/8"(60mm)



65003



65006 M18 Tamper Spline Drain Plug Socket

Fits the tamperproof drain plug on MercedesVW and Audi transmissions & gearboxes.

Size: 18mm Tamper Triple Square (Multi-Spline) Socket

Drive: 1/2"Drive

Length: 2.3/8"(60mm)



65006



5086 10mm Ribe Cylinder Head Socket

Extra long 10mm Ribe socket for accessing head bolts found on Audi Volkswagen etc.

Size: 10mm Ribe Socket

Drive: 1/2"Drive

Length: 5.1/2"(140mm)



5086





5600 10Pc. E-Series Female Torx-r Sockets

1/4"Dr. Sizes: E4, E5, E6, E7, E8. (23mm long)
3/8"Dr. Sizes: E10, E12, E14, E16, E18. (28mm long)
 Supplied on socket rail.



E1400 14Pc. E-Series Female Torx-r Sockets

1/4"Dr. Sizes: E4, E5, E6, E7, E8. (23mm long)
3/8"Dr. Sizes: E10, E11, E12, E14. (28mm long)
1/2"Dr. Sizes: E16, E18, E20, E22, E24. (38 & 40mm long)
 Supplied on socket rail.



E1000 9Pc. E-Series Female Torx-r Sockets

1/2"Dr. Sizes: E10, E11, E12, E14, E16, E18, E20, E22, E24.
 Supplied on socket rail. (38 & 40mm long)




E0602 6Pc. Deep E-Series Female Torx-r Sockets

1/4"Dr. Sizes: E4, E5, E6, E7, E8, E10. (50mm long)
 Supplied on socket rail.



E0603 6Pc. Deep E-Series Female Torx-r Sockets

3/8"Dr. Sizes: E10, E11, E12, E14, E16, E18. (63mm long)
 Supplied on socket rail.



E1208 12Pc. Deep E-Series Female Torx-r Sockets

1/4"Dr. Sizes: E4, E5, E6, E7, E8, E10. (50mm long)
3/8"Dr. Sizes: E11, E12, E14, E16, E18. (63mm long)
 3/8" Female to 1/4"Male Adaptor. Supplied in blow mold case.

Female Torx-r E-Series Sockets (Standard Series)

1/4" Drive E-Series Female Torx Sockets (Standard)

| Part No. | Size | Drive | Description | Length |
|----------|------|---------|-------------------------------|--------|
| 52604 | E4 | 1/4"Dr. | Female Torx-r E-series Socket | 23mm |
| 52605 | E5 | 1/4"Dr. | Female Torx-r E-series Socket | 23mm |
| 52606 | E6 | 1/4"Dr. | Female Torx-r E-series Socket | 23mm |
| 52607 | E7 | 1/4"Dr. | Female Torx-r E-series Socket | 23mm |
| 52608 | E8 | 1/4"Dr. | Female Torx-r E-series Socket | 23mm |
| 52610 | E10 | 1/4"Dr. | Female Torx-r E-series Socket | 23mm |
| 52611 | E11 | 1/4"Dr. | Female Torx-r E-series Socket | 23mm |

3/8" Drive E-Series Female Torx Sockets (Standard)

| Part No. | Size | Drive | Description | Length |
|----------|------|---------|-------------------------------|--------|
| 53608 | E8 | 3/8"Dr. | Female Torx-r E-series Socket | 28mm |
| 53610 | E10 | 3/8"Dr. | Female Torx-r E-series Socket | 28mm |
| 53611 | E11 | 3/8"Dr. | Female Torx-r E-series Socket | 28mm |
| 53612 | E12 | 3/8"Dr. | Female Torx-r E-series Socket | 28mm |
| 53614 | E14 | 3/8"Dr. | Female Torx-r E-series Socket | 28mm |
| 53616 | E16 | 3/8"Dr. | Female Torx-r E-series Socket | 28mm |
| 53618 | E18 | 3/8"Dr. | Female Torx-r E-series Socket | 28mm |
| 53620 | E20 | 3/8"Dr. | Female Torx-r E-series Socket | 28mm |

1/2" Drive E-Series Female Torx Sockets (Standard)

| Part No. | Size | Drive | Description | Length |
|----------|------|---------|-------------------------------|--------|
| 54610 | E10 | 1/2"Dr. | Female Torx-r E-series Socket | 38mm |
| 54611 | E11 | 1/2"Dr. | Female Torx-r E-series Socket | 38mm |
| 54612 | E12 | 1/2"Dr. | Female Torx-r E-series Socket | 38mm |
| 54614 | E14 | 1/2"Dr. | Female Torx-r E-series Socket | 38mm |
| 54616 | E16 | 1/2"Dr. | Female Torx-r E-series Socket | 38mm |
| 54618 | E18 | 1/2"Dr. | Female Torx-r E-series Socket | 38mm |
| 54620 | E20 | 1/2"Dr. | Female Torx-r E-series Socket | 40mm |
| 54622 | E22 | 1/2"Dr. | Female Torx-r E-series Socket | 40mm |
| 54624 | E24 | 1/2"Dr. | Female Torx-r E-series Socket | 40mm |

Female Torx-r E-Series Sockets (Deep Series)

1/4" Drive E-Series Female Torx Sockets (Deep Length)

| Part No. | Size | Drive | Description | Length |
|----------|------|---------|-------------------------------|--------|
| 52704 | E4 | 1/4"Dr. | Female Torx-r E-series Socket | 50mm |
| 52705 | E5 | 1/4"Dr. | Female Torx-r E-series Socket | 50mm |
| 52706 | E6 | 1/4"Dr. | Female Torx-r E-series Socket | 50mm |
| 52707 | E7 | 1/4"Dr. | Female Torx-r E-series Socket | 50mm |
| 52708 | E8 | 1/4"Dr. | Female Torx-r E-series Socket | 50mm |
| 52710 | E10 | 1/4"Dr. | Female Torx-r E-series Socket | 50mm |

3/8" Drive E-Series Female Torx Sockets (Deep Length)

| Part No. | Size | Drive | Description | Length |
|----------|------|---------|-------------------------------|--------|
| 53908 | E8 | 3/8"Dr. | Female Torx-r E-series Socket | 63mm |
| 53910 | E10 | 3/8"Dr. | Female Torx-r E-series Socket | 63mm |
| 53911 | E11 | 3/8"Dr. | Female Torx-r E-series Socket | 63mm |
| 53912 | E12 | 3/8"Dr. | Female Torx-r E-series Socket | 63mm |
| 53914 | E14 | 3/8"Dr. | Female Torx-r E-series Socket | 63mm |
| 53916 | E16 | 3/8"Dr. | Female Torx-r E-series Socket | 63mm |
| 53918 | E18 | 3/8"Dr. | Female Torx-r E-series Socket | 63mm |

1/2" Drive E-Series Female Torx Sockets (Deep Length)

| Part No. | Size | Drive | Description | Length |
|----------|------|---------|-------------------------------|--------|
| 54710 | E10 | 1/2"Dr. | Female Torx-r E-series Socket | 77mm |
| 54711 | E11 | 1/2"Dr. | Female Torx-r E-series Socket | 77mm |
| 54712 | E12 | 1/2"Dr. | Female Torx-r E-series Socket | 77mm |
| 54714 | E14 | 1/2"Dr. | Female Torx-r E-series Socket | 77mm |
| 54716 | E16 | 1/2"Dr. | Female Torx-r E-series Socket | 77mm |
| 54718 | E18 | 1/2"Dr. | Female Torx-r E-series Socket | 77mm |
| 54720 | E20 | 1/2"Dr. | Female Torx-r E-series Socket | 77mm |
| 54722 | E22 | 1/2"Dr. | Female Torx-r E-series Socket | 77mm |
| 54724 | E24 | 1/2"Dr. | Female Torx-r E-series Socket | 77mm |

Female Torx-r E-Series Deep Sockets

1/2" Drive E-Series Female Torx Sockets Deep 140mm Long

| Part No. | Size | Drive | Description | Length |
|----------|------|-----------|-------------------------------|--------|
| 54910 | E10 | 1/2"Drive | Female Torx-r E-series Socket | 140mm |
| 54912 | E12 | 1/2"Drive | Female Torx-r E-series Socket | 140mm |
| 54914 | E14 | 1/2"Drive | Female Torx-r E-series Socket | 140mm |
| 54916 | E16 | 1/2"Drive | Female Torx-r E-series Socket | 140mm |
| 54918 | E18 | 1/2"Drive | Female Torx-r E-series Socket | 140mm |

Female Torx-r E-Series Impact Sockets

3/8"Drive E-Series Torx Impact Sockets 28mm Long

| Part No. | Size | Drive | Description | Length |
|----------|------|-----------|------------------------|--------|
| 73605 | E5 | 3/8"Drive | E-Torx-r Impact Socket | 28mm |
| 73606 | E6 | 3/8"Drive | E-Torx-r Impact Socket | 28mm |
| 73607 | E7 | 3/8"Drive | E-Torx-r Impact Socket | 28mm |
| 73608 | E8 | 3/8"Drive | E-Torx-r Impact Socket | 28mm |
| 73610 | E10 | 3/8"Drive | E-Torx-r Impact Socket | 28mm |
| 73611 | E11 | 3/8"Drive | E-Torx-r Impact Socket | 28mm |
| 73612 | E12 | 3/8"Drive | E-Torx-r Impact Socket | 28mm |
| 73614 | E14 | 3/8"Drive | E-Torx-r Impact Socket | 28mm |
| 73616 | E16 | 3/8"Drive | E-Torx-r Impact Socket | 28mm |

3/8"Drive E-Series Torx Impact Sockets Deep 65mm Long

| Part No. | Size | Drive | Description | Length |
|----------|------|-----------|-----------------------------|--------|
| 73605L | E5 | 3/8"Drive | E-Torx-r Deep Impact Socket | 65mm |
| 73606L | E6 | 3/8"Drive | E-Torx-r Deep Impact Socket | 65mm |
| 73607L | E7 | 3/8"Drive | E-Torx-r Deep Impact Socket | 65mm |
| 73608L | E8 | 3/8"Drive | E-Torx-r Deep Impact Socket | 65mm |
| 73610L | E10 | 3/8"Drive | E-Torx-r Deep Impact Socket | 65mm |
| 73611L | E11 | 3/8"Drive | E-Torx-r Deep Impact Socket | 65mm |
| 73612L | E12 | 3/8"Drive | E-Torx-r Deep Impact Socket | 65mm |
| 73614L | E14 | 3/8"Drive | E-Torx-r Deep Impact Socket | 65mm |
| 73616L | E16 | 3/8"Drive | E-Torx-r Deep Impact Socket | 65mm |

1/2"Drive E-Series Torx Impact Sockets 38mm Long

| Part No. | Size | Drive | Description | Length |
|----------|------|-----------|------------------------|--------|
| 74810 | E10 | 1/2"Drive | E-Torx-r Impact Socket | 38mm |
| 74811 | E11 | 1/2"Drive | E-Torx-r Impact Socket | 38mm |
| 74812 | E12 | 1/2"Drive | E-Torx-r Impact Socket | 38mm |
| 74814 | E14 | 1/2"Drive | E-Torx-r Impact Socket | 38mm |
| 74816 | E16 | 1/2"Drive | E-Torx-r Impact Socket | 38mm |
| 74818 | E18 | 1/2"Drive | E-Torx-r Impact Socket | 38mm |
| 74820 | E20 | 1/2"Drive | E-Torx-r Impact Socket | 38mm |
| 74822 | E22 | 1/2"Drive | E-Torx-r Impact Socket | 38mm |
| 74824 | E24 | 1/2"Drive | E-Torx-r Impact Socket | 38mm |

1/2"Drive E-Series Torx Impact Sockets 78mm Long

| Part No. | Size | Drive | Description | Length |
|----------|------|-----------|-----------------------------|--------|
| 74810L | E10 | 1/2"Drive | E-Torx-r Deep Impact Socket | 78mm |
| 74811L | E11 | 1/2"Drive | E-Torx-r Deep Impact Socket | 78mm |
| 74812L | E12 | 1/2"Drive | E-Torx-r Deep Impact Socket | 78mm |
| 74814L | E14 | 1/2"Drive | E-Torx-r Deep Impact Socket | 78mm |
| 74816L | E16 | 1/2"Drive | E-Torx-r Deep Impact Socket | 78mm |
| 74818L | E18 | 1/2"Drive | E-Torx-r Deep Impact Socket | 78mm |
| 74820L | E20 | 1/2"Drive | E-Torx-r Deep Impact Socket | 78mm |
| 74822L | E22 | 1/2"Drive | E-Torx-r Deep Impact Socket | 78mm |
| 74824L | E24 | 1/2"Drive | E-Torx-r Deep Impact Socket | 78mm |

Torx-r E-Series Sockets 3/4" Drive - 105mm Long

| Part No. | Size | Drive | Description | Length |
|----------|------|-----------|-----------------------------|--------|
| 75320 | E20 | 3/4"Drive | E-Torx-r Deep Impact Socket | 105mm |



E0604 9Pc. Female Torx-r E-Series Sockets

1/2"Dr. Sizes: E10, E11, E12, E14, E16, E18, E20, E22, E24. (77mm long) Supplied on socket rail.

Note: Individual sizes are listed in table on previous page.



E0605 5Pc. 1/2"Dr. Female E-Series Deep Socket Set

1/2"Dr. Sizes: E10, E12, E14, E16, E18. Deep Torx E-Series Impact sockets 140mm long. Supplied on socket rail.



97339 9Pc. 3/8"Dr. E-Torx-r Impact Sockets

3/8"Dr. Sizes: E5, E6, E7, E8, E10, E11, E12, E14, E16. Torx E-Series Impact sockets 28mm long. Supplied on socket rail.



97338 9Pc. 3/8"Dr. Deep Torx E-Skt Set

3/8"Dr. Sizes: E5, E6, E7, E8, E10, E11, E12, E14, E16. Deep Torx E-Series Impact sockets 65mm long. Supplied on socket rail.



97439 9Pc. 1/2"Dr. E-Torx-r Impact Sockets

1/2"Dr. Sizes: E10, E11, E12, E14, E16, E18, E20, E22, E24. Torx E-Series Impact sockets 38mm long. Supplied on socket rail.



97438 9Pc. 1/2"Dr. Deep Torx E-Skt Set

1/2"Dr. Sizes: E10, E11, E12, E14, E16, E18, E20, E22, E24. Deep Torx E-Series Impact sockets 78mm long. Supplied on socket rail.



75320





5077

9Pc. Ribe 1/2"Drive Sockets

Sizes:

M5, M6, M7, M8, M9, M10, M12, M13, M14
Ribe Sockets 1/2"Drive x 100mm long.
Supplied in blow mold case.



5080

8Pc. Ribe 1/2"Drive Sockets

Sizes:

M5, M6, M7, M8, M10, M12, M14, M16
Ribe Sockets 1/2"Drive x 100mm long.
Supplied in blow mold case.



T3203 32Pc. 1/2"Dr. Ribe Sockets

Ribe Sizes 55mm Long

M5, M6, M7, M8, M9, M10, M12, M13, M14
1/2"Drive Ribe Socket x 55mm Long.

Ribe Sizes 100mm Long

M5, M6, M7, M8, M9, M10, M12, M13, M14
1/2"Drive Ribe Socket x 100mm Long.

Ribe Sizes 140mm Long

M8, M9, M10, M10, M12, M13, M14
1/2"Drive Ribe Socket x 140mm Long.

Ribe Sizes 200mm Long

M8, M9, M10, M10, M12, M13, M14
1/2"Drive Ribe Socket x 200mm Long.
All bits are made from S2 Steel for extra strength.
Supplied in blow mold storage case.



Ribe Sockets

1/2"Drive Ribe Sockets 55mm Long

Individual Sizes

Available Separately

| Part No. | Size | Drive | Description | Length |
|--------------|------------|------------------|--------------------|-------------|
| R5104 | M4 | 1/2"Drive | Ribe Socket | 55mm |
| R5105 | M5 | 1/2"Drive | Ribe Socket | 55mm |
| R5106 | M6 | 1/2"Drive | Ribe Socket | 55mm |
| R5107 | M7 | 1/2"Drive | Ribe Socket | 55mm |
| R5108 | M8 | 1/2"Drive | Ribe Socket | 55mm |
| R5109 | M9 | 1/2"Drive | Ribe Socket | 55mm |
| R5110 | M10 | 1/2"Drive | Ribe Socket | 55mm |
| R5110 | M10 | 1/2"Drive | Ribe Socket | 55mm |
| R5112 | M12 | 1/2"Drive | Ribe Socket | 55mm |
| R5113 | M13 | 1/2"Drive | Ribe Socket | 55mm |
| R5114 | M14 | 1/2"Drive | Ribe Socket | 55mm |
| R5116 | M16 | 1/2"Drive | Ribe Socket | 55mm |

1/2" Drive Ribe Sockets Long 100mm length

Individual Sizes

Available Separately

| Part No. | Size | Drive | Description | Length |
|--------------|------------|------------------|--------------------|--------------|
| R5204 | M4 | 1/2"Drive | Ribe Socket | 100mm |
| R5205 | M5 | 1/2"Drive | Ribe Socket | 100mm |
| R5206 | M6 | 1/2"Drive | Ribe Socket | 100mm |
| R5207 | M7 | 1/2"Drive | Ribe Socket | 100mm |
| R5208 | M8 | 1/2"Drive | Ribe Socket | 100mm |
| R5209 | M9 | 1/2"Drive | Ribe Socket | 100mm |
| R5210 | M10 | 1/2"Drive | Ribe Socket | 100mm |
| R5210 | M10 | 1/2"Drive | Ribe Socket | 100mm |
| R5212 | M12 | 1/2"Drive | Ribe Socket | 100mm |
| R5213 | M13 | 1/2"Drive | Ribe Socket | 100mm |
| R5214 | M14 | 1/2"Drive | Ribe Socket | 100mm |
| R5216 | M16 | 1/2"Drive | Ribe Socket | 100mm |

1/2" Drive Ribe Sockets Long 140mm length

Individual Sizes

Available Separately


| Part No. | Size | Drive | Description | Length |
|--------------|------------|------------------|--------------------|--------------|
| R5308 | M8 | 1/2"Drive | Ribe Socket | 140mm |
| R5309 | M9 | 1/2"Drive | Ribe Socket | 140mm |
| R5310 | M10 | 1/2"Drive | Ribe Socket | 140mm |
| R5310 | M10 | 1/2"Drive | Ribe Socket | 140mm |
| R5312 | M12 | 1/2"Drive | Ribe Socket | 140mm |
| R5313 | M13 | 1/2"Drive | Ribe Socket | 140mm |
| R5314 | M14 | 1/2"Drive | Ribe Socket | 140mm |

1/2" Drive Ribe Sockets Long 200mm length

Individual Sizes

Available Separately

| Part No. | Size | Drive | Description | Length |
|--------------|------------|------------------|--------------------|--------------|
| R5408 | M8 | 1/2"Drive | Ribe Socket | 200mm |
| R5409 | M9 | 1/2"Drive | Ribe Socket | 200mm |
| R5410 | M10 | 1/2"Drive | Ribe Socket | 200mm |
| R5410 | M10 | 1/2"Drive | Ribe Socket | 200mm |
| R5412 | M12 | 1/2"Drive | Ribe Socket | 200mm |
| R5413 | M13 | 1/2"Drive | Ribe Socket | 200mm |
| R5414 | M14 | 1/2"Drive | Ribe Socket | 200mm |



5086

10mm Ribe 1/2"Drive Socket

Extra long 10mm Ribe socket for accessing head bolts found on Audi Volkswagen etc.

Length: 5.1/2"(140mm)



Triple Square (Multi Spline) Sockets

1/2"Drive Triple Square (Multi Spline) Sockets 55mm Long

Individual Sizes:

Available Separately

| Part No. | Size | Drive | Description | Length |
|----------|------|-----------|------------------------------------|--------|
| S7705 | M5 | 1/2"Drive | Triple Square (Multi spline)Socket | 55mm |
| S7706 | M6 | 1/2"Drive | Triple Square (Multi spline)Socket | 55mm |
| S7708 | M8 | 1/2"Drive | Triple Square (Multi spline)Socket | 55mm |
| S7709 | M9 | 1/2"Drive | Triple Square (Multi spline)Socket | 55mm |
| S7710 | M10 | 1/2"Drive | Triple Square (Multi spline)Socket | 55mm |
| S7712 | M12 | 1/2"Drive | Triple Square (Multi spline)Socket | 55mm |
| S7714 | M14 | 1/2"Drive | Triple Square (Multi spline)Socket | 55mm |
| S7716 | M16 | 1/2"Drive | Triple Square (Multi spline)Socket | 55mm |

1/2"Drive Triple Square (Multi Spline) Sockets 100mm Long

Individual Sizes:

Available Separately

| Part No. | Size | Drive | Description | Length |
|----------|------|-----------|------------------------------------|--------|
| S7605 | M5 | 1/2"Drive | Triple Square (Multi spline)Socket | 100mm |
| S7606 | M6 | 1/2"Drive | Triple Square (Multi spline)Socket | 100mm |
| S7608 | M8 | 1/2"Drive | Triple Square (Multi spline)Socket | 100mm |
| S7609 | M9 | 1/2"Drive | Triple Square (Multi spline)Socket | 100mm |
| S7610 | M10 | 1/2"Drive | Triple Square (Multi spline)Socket | 100mm |
| S7612 | M12 | 1/2"Drive | Triple Square (Multi spline)Socket | 100mm |
| S7614 | M14 | 1/2"Drive | Triple Square (Multi spline)Socket | 100mm |
| S7616 | M16 | 1/2"Drive | Triple Square (Multi spline)Socket | 100mm |

1/2"Drive Triple Square (Multi Spline) Sockets 140mm Long

Individual Sizes:

Available Separately

| Part No. | Size | Drive | Description | Length |
|----------|------|-----------|------------------------------------|--------|
| S7805 | M5 | 1/2"Drive | Triple Square (Multi spline)Socket | 140mm |
| S7806 | M6 | 1/2"Drive | Triple Square (Multi spline)Socket | 140mm |
| S7808 | M8 | 1/2"Drive | Triple Square (Multi spline)Socket | 140mm |
| S7809 | M9 | 1/2"Drive | Triple Square (Multi spline)Socket | 140mm |
| S7810 | M10 | 1/2"Drive | Triple Square (Multi spline)Socket | 140mm |
| S7812 | M12 | 1/2"Drive | Triple Square (Multi spline)Socket | 140mm |
| S7814 | M14 | 1/2"Drive | Triple Square (Multi spline)Socket | 140mm |
| S7816 | M16 | 1/2"Drive | Triple Square (Multi spline)Socket | 140mm |

1/2"Drive Triple Square (Multi Spline) Sockets 200mm Long

Individual Sizes:

Available Separately

| Part No. | Size | Drive | Description | Length |
|----------|------|-----------|------------------------------------|--------|
| S7905 | M5 | 1/2"Drive | Triple Square (Multi spline)Socket | 200mm |
| S7906 | M6 | 1/2"Drive | Triple Square (Multi spline)Socket | 200mm |
| S7908 | M8 | 1/2"Drive | Triple Square (Multi spline)Socket | 200mm |
| S7909 | M9 | 1/2"Drive | Triple Square (Multi spline)Socket | 200mm |
| S7910 | M10 | 1/2"Drive | Triple Square (Multi spline)Socket | 200mm |
| S7912 | M12 | 1/2"Drive | Triple Square (Multi spline)Socket | 200mm |
| S7914 | M14 | 1/2"Drive | Triple Square (Multi spline)Socket | 200mm |
| S7916 | M16 | 1/2"Drive | Triple Square (Multi spline)Socket | 200mm |

5079 M14 Spline x 1/2"Drive Transmission Socket

Extra long spline socket for reaching down in the bell housing for access to the bolts. Made from S2 steel for strength.

Overall Length: 31.1/2"(800mm)

800mm Long

5097



65003 M16 Tamper Spline 1/2"Drive Drain Plug Socket

Fits the tamperproof drain plug on VW and Audi transmissions & gearboxes.

Length: 2.3/8"(60mm)



65003

add impact version



S7602

8Pc. Spline 1/2"Drive Sockets

Sizes:

M5, M6, M7, M8, M9, M10, M12, M13, M14
Spline Sockets 1/2"Drive x 55mm long.
Supplied in blow mold case.



S7600

7Pc. Spline 1/2"Drive Sockets

Sizes:

M5, M6, M8, M10, M12, M14, M16.
Spline Sockets 1/2"Drive x 100mm long.
Supplied in blow mold case.



T2602

26Pc. 1/2"Dr. Multi-Spline Sockets

Multi-Spline Sizes

M5, M6, M8, M9, M10, M12, M14, M16.

1/2"Drive Multi Spline Socket x 55mm Long.

M5, M6, M8, M9, M10, M12, M14.

1/2"Drive Multi Spline Socket x 100mm Long.

M5, M6, M8, M9, M10, M12, M14.

1/2"Drive Multi Spline Socket x 140mm Long.

M8, M10, M12, M14.


1/2"Drive Multi Spline Socket x 200mm Long.

All bits are made from S2 Steel for extra strength.

Supplied in blow mold storage case.



Ribe, Multi-spline, Torx & E-Socket Sets



TX039 10Pc. Set



TX036 8Pc. Set



TX031 31Pc. Set



TX044 44Pc. Set



TX037 37Pc. Set

TX039 10Pc. In-Hex, Spline, Torx, E-Skt & Ribe Sockets

Contains: M9 Multi Spline Socket 120mm Long.
M10 Multi Spline Socket 140mm Long.
M12 Multi Spline Socket 140mm Long.
M14 Multi Spline Socket 100mm Long.
10mm In-Hex Socket 140mm Long.
M12 Ribe Socket 63mm Long.
M12 Ribe Socket 120mm Long.
M10 Ribe Socket 140mm Long.
T60 Torx-r Socket 140mm Long.
E12 Torx-r E-Socket 140mm Long.
Supplied in blow mold case.

TX036 8Pc. In-Hex, Spline, Torx, E-Skt & Ribe Sockets

Contains: M10 Multi Spline Socket 140mm Long.
M14 Multi Spline Socket 100mm Long.
10mm In-Hex Socket 140mm Long.
M12 Ribe Socket 63mm Long.
M12 Ribe Socket 120mm Long.
M10 Ribe Socket 140mm Long.
T60 Torx-r Socket 140mm Long.
E12 Torx-r E-Socket 140mm Long.
Supplied in metal case.

TX031 31Pc. Torx Bit & E-Torx Socket Set

Contains: Tamper Torx-r: T20, T25, T27, T30, T40, T45, T50, T55, T60.
10mm Hex x 30mm long
Torx-r: T20, T25, T27, T30, T40, T45, T50, T55, T60.
10mm Hex x 75mm long
Torx-r: E8, E10, E11, E12, E14, E16, E18, E20. (3/8"Drive)
10mm Hex x 3/8"Drive & 1/2"Drive Bit Holders
3/8"Dr.x10mm Hex Bit Extension Adaptors 25mm & 75mm long
10mm Hex Drive Flex Head Reversible Ratchet.
Supplied in blow mold case.

TX044 44Pc. Pro Combo Bit & Ratchet Set

Contains: In-Hex Bits: 4mm, 5mm, 6mm, 7mm, 8mm, 10mm, 12mm.
10mm Hex x 30mm long
Triple Square: M5, M6, M8, M10, M12. **10mm Hex x 30mm long**
Tamper Torx-r: T20, T25, T27, T30, T40, T45, T50, T55, T60.
10mm Hex x 30mm long
Torx-r: T20, T25, T27, T30, T40, T45, T50, T55, T60.
10mm Hex x 75mm long
Ribe: 5mm, 6mm, 7mm, 8mm, 9mm, 10mm, 12mm, 13mm, 14mm.
10mm Hex x 30mm long
10mm Hex x 3/8"Drive & 1/2"Drive Bit Holders
3/8"Dr.x10mm Hex Bit Extension Adaptors 25mm & 75mm long
10mm Hex Drive Flex Head Reversible Ratchet.
Supplied in blow mold case.

TX037 37Pc. Torx / Spline / Ribe & In-Hex Bit Set

In-Hex: 4mm, 5mm, 6mm, 8mm, 10mm, 12mm.
Torx-r: T10, T15, T20, T25, T27, T30, T40, T45, T50, T55, T60, T70.
Triple Square: M4, M5, M6, M8, M10, M12.
Ribe: 4mm, 5mm, 6mm, 7mm, 8mm, 9mm, 10mm, 12mm, 13mm, 14mm.
10mm Hex Bit Adaptor x 3/8"Drive,
10mm Hex Bit Adaptor x 1/2"Drive.
10mm Hex Bit Holder Extension (100mm Long).
Supplied in metal case.